

Ponzio
oan
nel
i

È un'emozione nuova.

Sentirla palpitare
è come riconoscere
l'essenziale.

Toccarla con mano,
è come raggiungere
la perfezione.

La vivi, sorridi,
ti piace, poi ferma
...sussurra:

“Bentornati a casa”.

PLANA
IL PORTONCINO ESSENZIALE













INDICE | INDEX

L'Azienda The Company	pag. 8
Made in Ponzio Made in Ponzio	pag. 10
Le prestazioni Performances	pag. 12
La stratificazione dei pannelli Panels stratification	pag. 14
Inserti in alluminio Aluminum inserts	pag. 15
I colori per la tua casa The colours for your home	pag. 16
I portoncini Aluminium doors	pag. 20
Riepilogo modelli Models summary	pag. 70
Listino pannelli Panels price list	pag. 76
Listino accessori Accessories price list	pag. 78
Cartella colori Colours folder	pag. 84



Ponzio
pan
nel
li



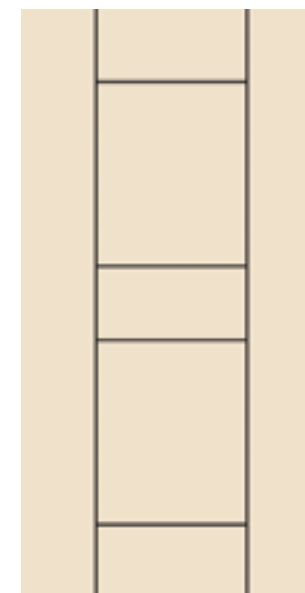


PLANA
IL PORTONCINO ESSENZIALE

SCOPRI LE NOVITÀ

L'arma vincente per ottenere grandi risultati è essere precursori dei tempi: i portoncini Ponzio Pannelli ne sono la prova. Precursore ed innovatore dei pannelli in alluminio, il marchio Plana apre le porte alla nuova stagione della casa con le esclusive novità dei portoncini d'ingresso che rendono il brand importante riferimento di stile e tendenze.

DISCOVER THE NEWS

The winning weapon to get great results is to be precursors of the times: Ponzio Doors are the proof. Precursor and innovator of aluminum panels market, the brand Plana opens the doors to the new home season with unique innovations of the doors that make the brand more and more a reference of style and trends.





L'AZIENDA

Ponzio è un'azienda leader da oltre 70 anni nella produzione e progettazione di sistemi in alluminio ad alta efficienza energetica per l'architettura contemporanea, con particolare attenzione alle finiture superficiali, di cui offre un'ampia gamma tecnologicamente avanzata.

Prestazioni impeccabili, design esclusivo e altissima affidabilità dei suoi prodotti - facciate, finestre, porte e sistemi frame less - fanno di Ponzio un partner di riferimento capace di soddisfare appieno le esigenze sia del progettista che del cliente. Tutto sostenuto da costanti investimenti in ricerca, tecnologia, innovazione e creatività: per ottenere risultati eccellenti e mantenere posizioni di leadership nel mercato. Nell'ultimo decennio, inoltre, è cresciuta molto anche la dimensione internazionale dell'azienda, con l'apertura di nuovi mercati come quello asiatico, sudamericano, africano e nordeuropeo. La costante attenzione di Ponzio verso la qualità, l'ambiente e la sicurezza, ha portato l'azienda ad associarsi al GBC Italia che persegue lo sviluppo e l'adattamento del marchio LEED alla realtà italiana.

 **Ponzio**
Aluminium design since 1941

THE COMPANY

For more than 70 years Ponzio has been a market leader in the production and design of high-energy-efficiency aluminium systems for contemporary architecture (curtain wall, doors and frame less systems).

Ponzio offers a wide range of high quality surface finishes with particular attention to technologically advanced products. The company constantly invests in research, technology, innovation and creativity to attain excellence and maintain its leadership in the market. Moreover, in the last ten years the company has grown internationally by conquering new markets including Northern Europe, Africa, South America and Asia. The constant attention of Ponzio to quality, the environment and safety have led Ponzio to become a member of GBC Italy which pursues the development and adaptation of the LEED trademark in Italy.



I PORTONCINI “LAVORATI” IN CASA: DALLA PROGETTAZIONE ALLA PRODUZIONE

Made in Ponzio: è questo il grande valore dei portoncini d'ingresso Plana, progettati e prodotti direttamente a “casa” Ponzio.

Nel 1941, da un'intuizione di Giuseppe Ponzio, nasce l'azienda omonima specializzata nel trattamento superficiale dell'alluminio. In questi oltre 70 anni di attività, Ponzio si è conquistata a ragione il titolo di leader assoluta nella progettazione, produzione e innovazione dei sistemi in alluminio per l'architettura con una filosofia aziendale orientata alla ricerca tecnologica, all'innovazione e alla fornitura del servizio, oltre che del prodotto. I portoncini Plana sono frutto di esperienza e capacità ma anche di studio continuo, oltre che di lungimiranti piani di investimento. È nato così lo stabilimento di produzione Plana, fiore all'occhiello del quartier generale Ponzio: oltre 60mila metri quadrati coperti nella zona industriale di Pineto.

THE “HOMEMADE” DOORS: FROM DESIGN TO MANUFACTURING

Made in Ponzio: this is the great value of the entry Plana doors, directly designed and produced at Ponzio “home”.

In 1941 Giuseppe Ponzio founded the eponymous company specializing in the surface treatment of aluminum. In these 70 years of activity, Ponzio has earned the title of the absolute leader in the design, manufacture and innovation of aluminum systems for architecture with a corporate philosophy oriented to technological research, innovation and service, over that of the product. The doors Plana are the result of experience and ability but also of ongoing study, as well as forward-looking investment plans. So it is born the factory of Plana in the Ponzio headquarters: over 60 thousand square meters covered in the industrial area of Pineto.



Certificate of Excellence
Certificato di Eccellenza
N° 261



H.I.+: IL PRIMO PANNELLO CON DOPPIA ANIMA

Plana è la materializzazione del concetto di innovazione nel mondo dei portoncini d'ingresso: il primo pannello con doppia anima flessibile (versione da 40 mm). Il massimo delle prestazioni: è questo il must che rende Plana unico nel suo genere. Da oggi, infatti, con la nuova tecnologia e l'inserimento della doppia anima flessibile, oltre a migliorare incredibilmente le prestazioni, questo prodotto innovativo sul mercato consente di controllare la dilatazione termica derivante dall'irraggiamento nella parte esterna. Inoltre, grazie all'inserimento della seconda anima flessibile, permette di controllare la dilatazione interna dovuta alla forte escursione termica tra la temperatura interna (ambiente riscaldato) e la temperatura esterna, soprattutto nei periodi invernali e in zone con forte escursione tra giorno e notte.

H.I.+: THE FIRST DOUBLE CORE PANEL

Plana shows the materialization of the innovation concept in the front-door market. It represents the first double core panel (40 mm thickness) which just gets the best performances: this is the 'MUST' that makes Plana unique on its kind. Its new technology and its flexible double core enhance its own performances and allows a better control of the thermal expansion due to the sunlight irradiation of its outward side. Furthermore, the inward side expansion, due to the thermal difference between outside and inside temperature, mainly during winter time and in particular areas with high day-night temperature excursion, can be controlled thanks to the second flexible core.

GAMMA IN T.H.F.

La composizione del pannello Plana fa un salto in avanti e presenta un nuovo materiale, il T.H.F. in fibra naturale. Un incredibile risultato di studi e implementazioni tecnologiche che oltre a migliorare i materiali del portoncino Plana, garantisce la massima lavorabilità del prodotto, planarità delle superfici ed incredibile resistenza ed elasticità. Inoltre la composizione in multistrati permette il fissaggio degli accessori in ogni punto del pannello.

T.H.F. PANEL

Plana's panel composition steps forward and introduces a new material: the natural fiber T.H.F. It represents an outstanding outcome of research and technologic implementations that improves the composition of the Plana doors and guarantees the maximum product workability, the surface planarity and an exceptional strength and flexibility.

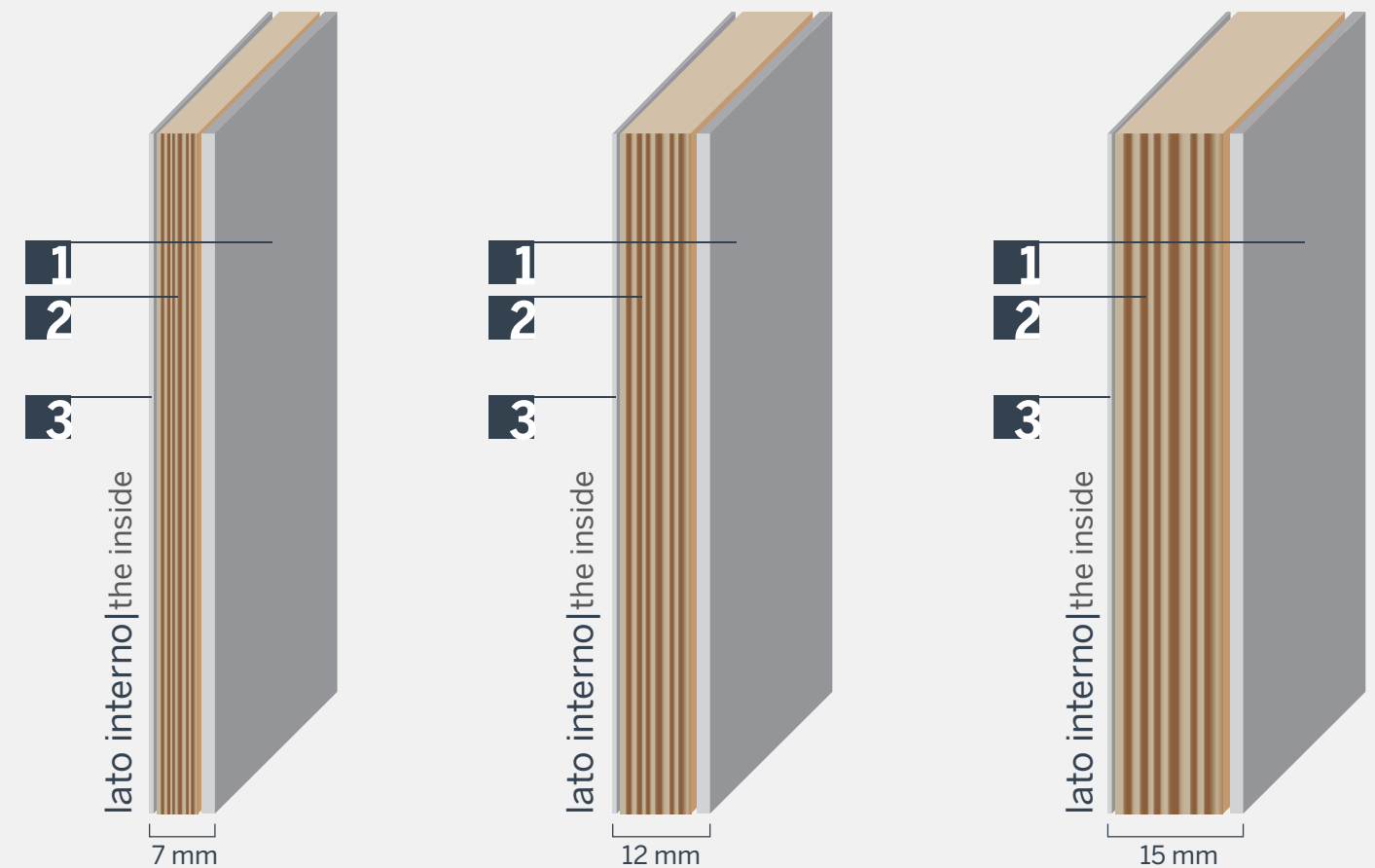
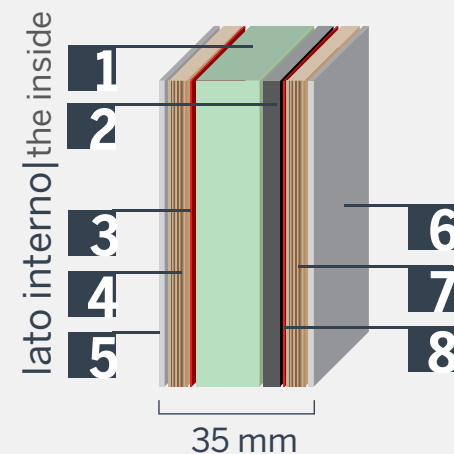
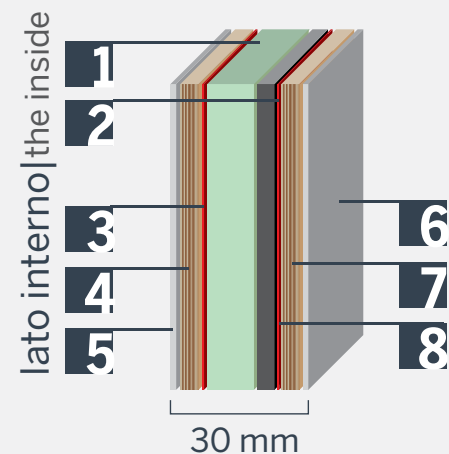
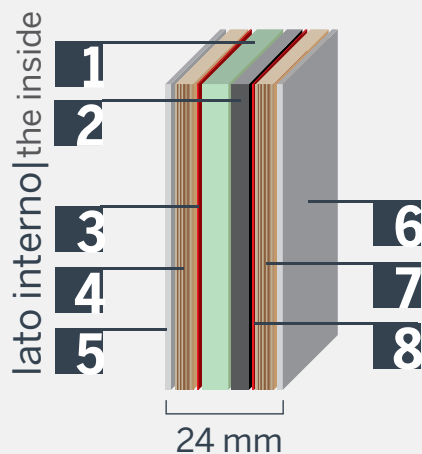
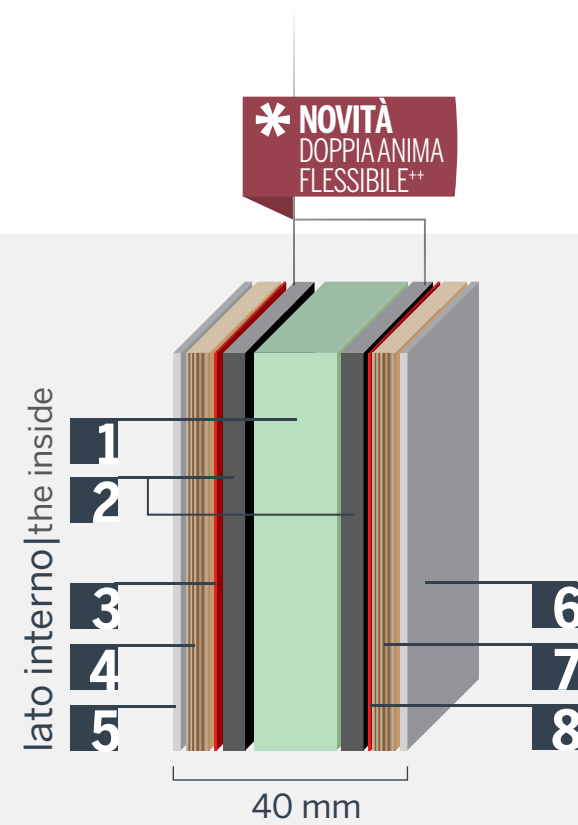
Moreover the multilayer panel composition grants the full surface availability for accessories installation.

LEGENDA | LEGEND

- 1 Poliuretano isolante HD
Polyurethane non-conducting HD
- 2 H.I. anima flessibile
Flexible core H.I.
- 3 Lamiera in alluminio 0,4 mm
Aluminum sheet 0,4 mm
- 4 T.H.S. fibra naturale
T.H.S. natural fibre
- 5 Lamiera in alluminio 1,2 mm
Aluminum sheet 1,2 mm
- 6 Lamiera in alluminio 1,2 mm
Aluminum sheet 1,2 mm
- 7 T.H.S. fibra naturale
T.H.S. natural fibre
- 8 Lamiera in alluminio 0,4 mm
Aluminum sheet 0,4 mm

IL PANNELLO DALLE GRANDI PRESTAZIONI

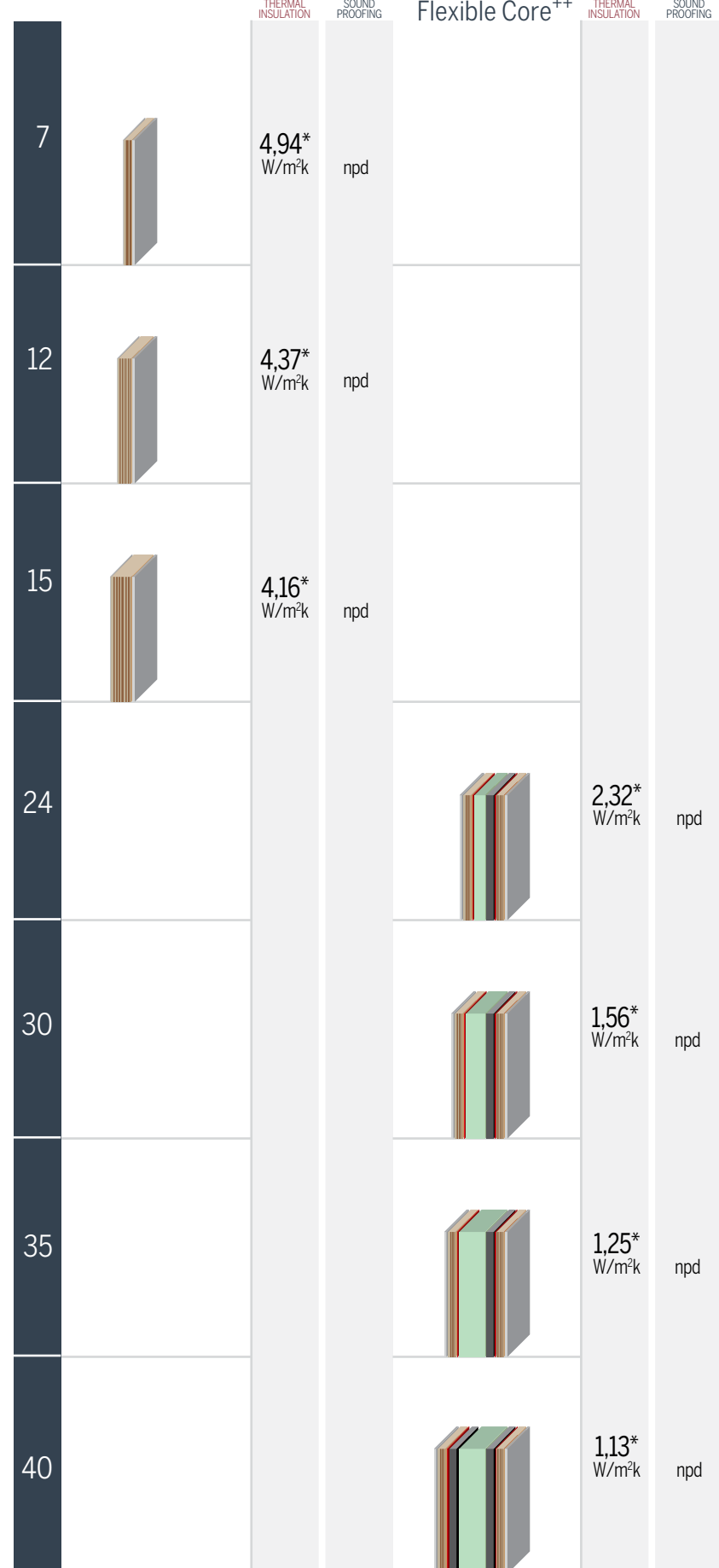
- maggiore controllo della dilatazione termica derivante dall'irraggiamento nella parte esterna;
- maggiore controllo della dilatazione interna dovuto alla forte escursione termica tra la temperatura interna ed esterna nei periodi invernali e in zone con forte escursione tra giorno e notte;
- prestazioni superiori.



LEGENDA | LEGEND

- 1 Lamiera in alluminio 0,4 mm
Aluminum sheet 0,4 mm
- 2 T.H.S. fibra naturale
T.H.S. natural fibre
- 3 Lamiera in alluminio 1,2 mm
Aluminum sheet 1,2 mm

SPESORE (mm)
THICKNESS (mm)



MISURE PANNELLI
SIZE PANELS

STANDARD STANDARD	cm 100x220
FUORI MISURA OVERSIZE	cm MAX 115x245

TABELLA PESI*
WEIGHT TABLE*

(riferito al pannello cieco)
(only for blind panel)

SPESORE THICKNESS	COMPOSIZIONE COMPOSITION	PESO WEIGHT
7 mm	T.H.S.	9,60 Kg/m ²
12 mm	T.H.S.	12,60 Kg/m ²
15 mm	T.H.S.	15,80 Kg/m ²
24 mm	H.I.**	23,50 Kg/m ²
30 mm	H.I.**	25,50 Kg/m ²
35 mm	H.I.**	26,50 Kg/m ²
40 mm	H.I.**	27,50 Kg/m ²

*Valori provvisori
*Temporary values

INSERTI IN ALLUMINIO: IL CUORE DELLA COLLEZIONE

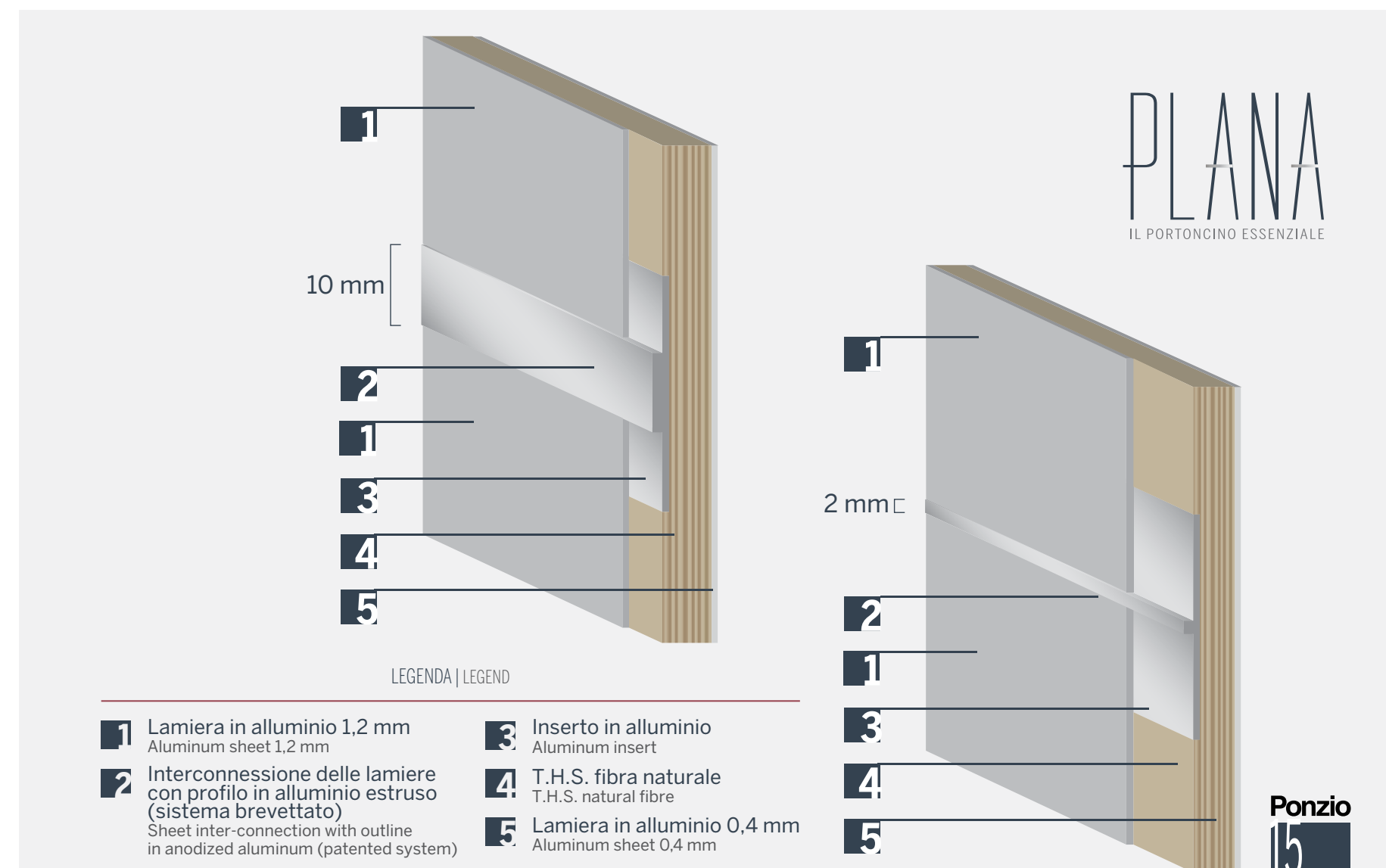
Come Plana nessuno mai. Potrebbe essere questo lo spot per sintetizzare l'unicità della collezione del programma Ponzio Pannelli, che oltre alla doppia anima, hanno un cuore grande. Grande come l'impegno del team di lavoro a studiare e trovare il sistema per poter connettere diverse lamiera fra loro, mantenendo la perfetta planarità della superficie esterna e valorizzando il tutto con un inserto in alluminio. Solo noi, in esclusiva per il portoncino Plana, abbiamo creato uno speciale profilo in alluminio estruso. Ne è nato anche un brevetto di invenzione che tutela questo innovativo sistema di unione lamiera/profilo.

E non ci siamo fermati qui: chi sceglie Plana avrà la possibilità di personalizzare al massimo la propria porta e di scegliere anche il tipo di inserto a vista se 10 o 2 mm e la relativa finitura.

ALLUMINIUM INSERTS: THE COLLECTION'S HEART

Nothing as PLANA has never seen before. It might be the commercial advertising launching the Ponzio Pannelli's collection program that, apart from the double core, put its great Heart into work. Great as the strengths of the Ponzio team focusing on the research of the best solutions that allows the connection between the panels, keeping the perfect planarity of the outside panel, enhanced with a special aluminum insert developed and patented for PLANA.

That's not all: Plana can be highly customized by choosing from the range of the aluminum insert decoration (from 10 to 2 mm thickness) and the several coatings.



PLANA
IL PORTONCINO ESSENZIALE

I COLORI PER LA TUA CASA: UN'ESCLUSIVA PONZIO

Starox, Brased, Uberall sono le finiture superficiali del futuro che segnano un punto di svolta nel processo di colorazione dell'alluminio. Starox è la finitura dell'alluminio anodizzato colorato nelle due varianti di lucido e opaco, Brased è l'anodizzato graffiato, colorato. Le lavorazioni Uberall sanciscono poi la leadership di Ponzio in know-how e tecnologia. I nuovi impianti di verniciatura verticale e orizzontale con cambio colore rapido imprimono una gamma di colori brillanti e lucidi all'alluminio per un effetto finale mai visto prima. Le finiture Ponzio sono la risposta più efficace al desiderio di raffinata eleganza in casa.

THE COLOURS FOR YOUR HOME: A PONZIO EXCLUSIVE

Starox, Brased, Uberall are the finished surfaces of the future which mark a turning point in the aluminum colouring process. Starox is the new finish for coloured, anodised aluminum and is available in bright or matt. Brased is anodised, scratched, coloured. Uberall treatment are the demonstrations of Ponzio's expertise in know-how and technology. The new vertical and horizontal painting machines can rapidly be changed from one colour to another giving a wide range of bright colours to the aluminium, allowing a colour quality never seen before. The Ponzio finished surfaces are the most effective reply to the desire of refined elegance at home.

BRASED[®]
Anodizzato graffiato

STAROX
Anodizzato lucido

Velvet
Anodizzato vellutato

Polycrom[®]
Ossidato spazzolato/Verniciato particolare

Polycrom[®]
Ossidato spazzolato/Verniciato particolare

Marbel[®]
Verniciato speciale garantito

Uberall[®]
Sublimato effetto legno

Uberall HD
Sublimato effetto legno garantito

VERTEX[®]
Sublimato effetti particolari

Ral
Verniciato lucido e opaco



Tutti i colori sono disponibili su www.ponziocolorbox.it
All finishes are available on www.ponziocolorbox.it

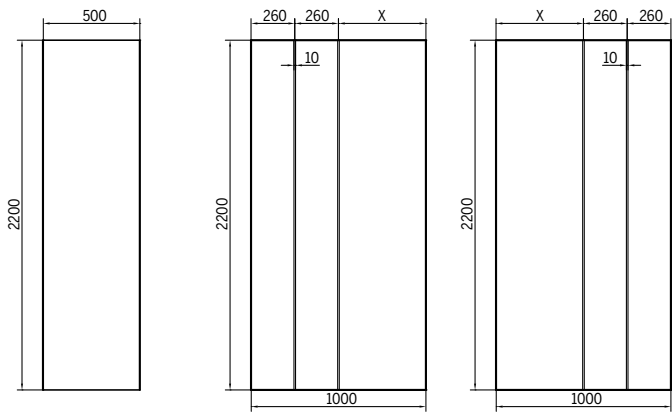




Apri al portoncino essenziale: entra in Plana.

Plana è il portoncino che guarda all'essenziale. Nuovo nelle linee planari e geometriche, ricercato nelle finiture, un'esclusiva Ponzio, il portoncino è rigoroso nelle forme che si ispirano ad un design pulito e minimale. Plana è la sintesi di ricerca e tecnologia.

PLANA
IL PORTONCINO ESSENZIALE



HOLON 1410

HOLON SX 1538

HOLON DX 1539



UBERALL Noce 41 UBNC41 / BRASED Specchio BDSH11
Inserti: Inox Bond

HOLON SX 1538

Maniglione BU890024
NOA
Cromo Satinato




Maniglione BU3608
FASHION
Acciaio Inox AISI 316L




UBERALL Renolit 21 UBRN21 / RAL 9010
Inserti: Inox Bond 52 STIB52

HOLON 1538



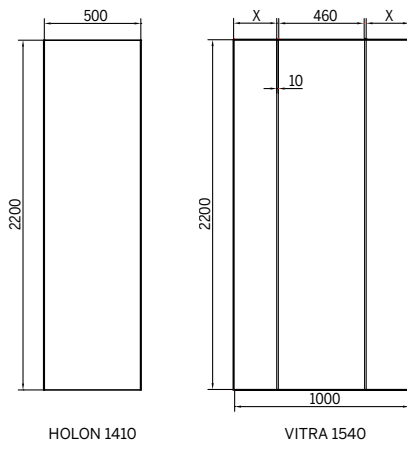
VELVET Grigio Fumo VEGFNR
Inserti: Inox Bond 52 STIB52

HOLON 1538




STAROX Silver 51 STSI51 / BRASED Specchio BDSH11
Inserti: Inox Bond 52 STIB52

HOLON 1538



HOLON 1410

VITRA 1540



POLYCROM Argento Spazzolato OXAR / Anodizzato Argento OXVUNC
Inseriti: Inox Bond 52 STIB52


VITRA 1540

Maniglione BU3639
SNOW 300
Starox

Maniglione BU3578
BIRICHINO
Acciaio Inox AISI 316L




PLANA
IL PORTONCINO ESSENZIALE




VELVET Artic AVEATNR
BRASED ULTRA Grigio Tungsteno BDTG11
Inseriti: Inox Bond 52 STIB52

VITRA 1540




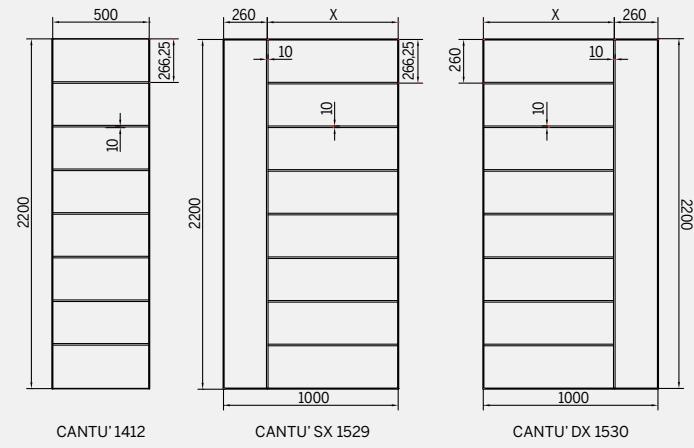
Ral 9006
Inseriti: Grigio Tungsteno BDTG11

VITRA 1540




POLYCROM Grigio Polvere M7000
Inseriti: Inox Bond 52 STIB52

VITRA 1540




RAL 9010 / UBERALL Wengè UBWE11
Inserti: Inox Bond 52 STIB52

CANTU' 1529



STAROX Rosso Passion 51 STRP51
BRASED Amaranto BDAM11
Inserti: Inox Bond 52 STIB52

CANTU' 1529



RAL 9010
Inserti: Ciliegio 42 UBCI42

CANTU' 1529



POLICROM Grigio Polvere M7000
Argento Spazzolato OXAR
Inserti: Inox Bond 52 STIB52

CANTU' 1529

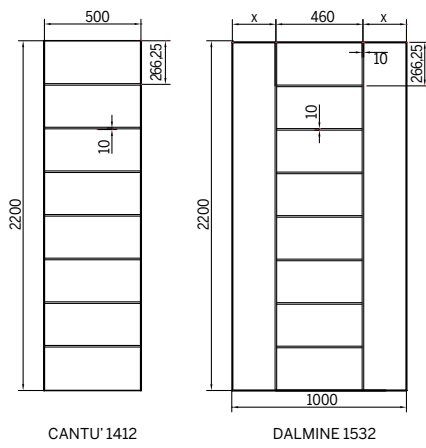
Maniglione BU890044
WAVE
Cromo Satinato



Maniglione BU3738
LUXURY
Acciaio Inox
AISI 316L



PLANA
IL PORTONCINO ESSENZIALE



CANTU' 1412

DALMINE 1532



BRASED Grigio Tungsteno BDTG11 / STAROX Grigio Fly 51 STGF51
Inseriti: Inox Bond 52 STIB52

DALMINE 1532


Maniglione BU890034
QUADROZEN
Cromo Satinato



Maniglione BU3549
WARM 400
Starox




PLANA
IL PORTONCINO ESSENZIALE




UBERALL Douglas 31 UBDU31
UBERALL HDROvere 25 USRV25
Inseriti: Inox Bond 52 STIB52

DALMINE 1532



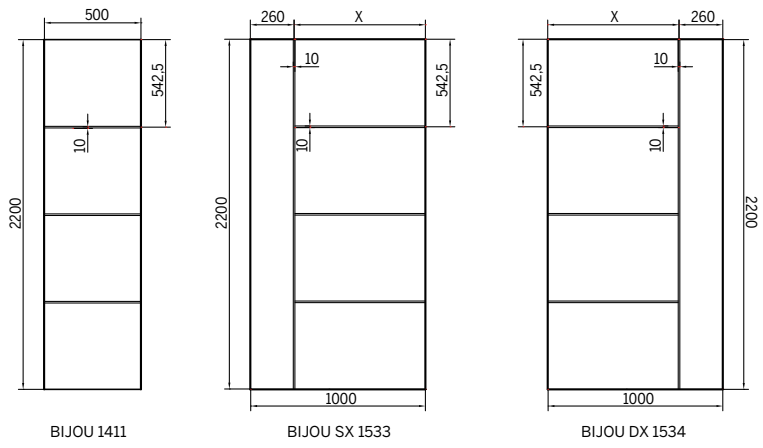
STAROX Inox Bond 52 STIB52
Inseriti: Grigio Tungsteno BDTG11

DALMINE 1532



RAL 9006 / POLICROM Ferro Micacero FEMIC
Inseriti: Inox Bond 52 STIB52

DALMINE 1532



BIJOU 1411

BIJOU SX 1533

BIJOU DX 1534




RAL 9010 / STAROX Inox Bond 52 STIB52
Inserti: Inox Bond 52 STIB52

BIJOU 1533


Maniglione BU3468
RAIN 600
Acciaio Inox

Maniglione BU3678
MAGNETIC
Acciaio Inox AISI 316L




POLICROM Marrone Corten CROMAR
BRASED Specchio BDSH11
Inserti: Inox Bond 52 STIB52

BIJOU 1533



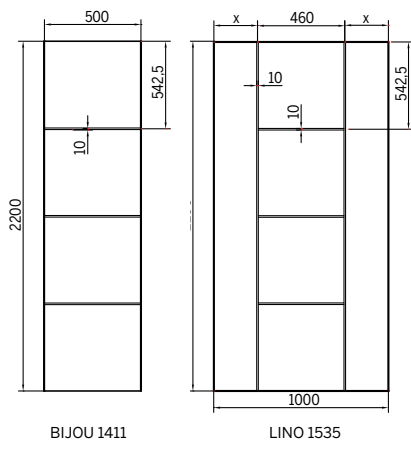
UBERALL Renolit 11 UBRN11/ BRASED Iron BDRN11
Inserti: Inox Bond 52 STIB52

BIJOU 1533



RAL K8017
Inserti: Inox Bond 52 STIB52

BIJOU 1533



BIJOU 1411

LINO 1535



UBERALL Noce 41 UBNC41
Inseri: Inox Bond 52 STIB52


LINO 1535

Maniglione BU2364
ZEN
Cromo Satinato

Maniglione BU3348
COOL 400
Acciaio Inox




PLANA
IL PORTONCINO ESSENZIALE




VELVET Grigio Fumo VEGFNR / RAL 9006
Inseri: Inox Bond 52 STIB52

LINO 1535



RAL 1014 / 1013 / 1015
Inseri: Inox Bond 52 STIB52

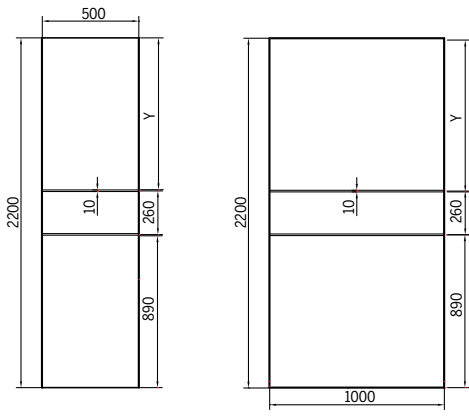
LINO 1535



VELVET Artic VEATNR / STAROX Silver 51 STSI51
Inseri: Inox Bond 52 STIB52

LINO 1535





ERMITAGE 1419

ERMITAGE 1519



RAL 9010 / BRASED Iron BDRN11
Inserti: Inox Bond 52 STIB52


ERMITAGE 1519

Maniglione BU890014
ELLE
Cromo Satinato

Maniglione BU3748
MOHICANO
Acciaio Inox AISI 316L




PLANA
IL PORTONCINO ESSENZIALE



VELVET Neromat VENMNR / STAROX Night 51 STNH51
Inserti: Inox Bond 52 STIB52

ERMITAGE 1519



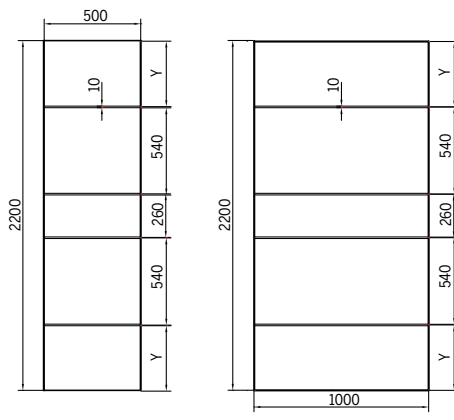
STAROX Grigio Fly 51 STGF51
BRASED Grigio Tungsteno BDTG11
Inserti: Inox Bond 52 STIB52

ERMITAGE 1519



RAL 9006 / BRASED Grigio Ardesia BDGR11
Inserti: Inox Bond 52 STIB52

ERMITAGE 1519



ALBERT 1418

ALBERT 1518



RAL K 6005
Inseri: Inox Bond 52 STIB52

ALBERT 1518

Maniglione BU358811
PUNTATORE
Acciaio Inox AISI 316L




Maniglione BU3575
BIRICHINO
Acciaio Inox AISI 316L




BRASED Iron BDRN11 / BRASED Grigio Ardesia BDGR11
Inseri: Inox Bond 52 STIB52

ALBERT 1518



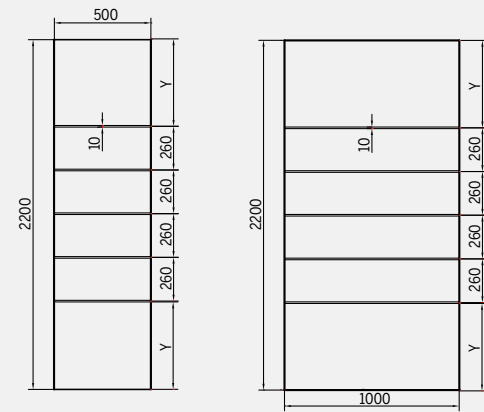
BRASED Specchio BDSH11 / Iron BDRN11
Grigio Tungsteno BDTG11 / Grigio Ardesia BDTGR11
Inseri: Inox Bond 52 STIB52

ALBERT 1518




UBERALL Wengè UBWE11
Inseri: Inox Bond 52 STIB52

ALBERT 1518




AGUSTA 1416

AGUSTA 1516




UBERALL Noce 41 UBNC41
Inserti: Inox Bond 52 STIB52

AGUSTA 1516




BRASED Grigio Ardesia BDGR11 / Iron BDRN11
Inserti: Inox Bond 52 STIB52

AGUSTA 1516



BRASED Specchio BDSH11 / UBERALL Renolit 21 UBRN21
Inserti: Inox Bond 52 STIB52

AGUSTA 1516



RAL 9010
Inserti: Ciliegio 42 UBCI42

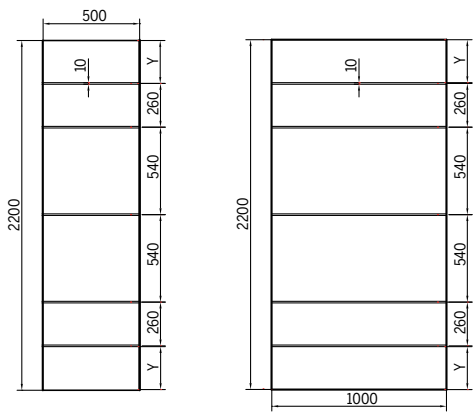
AGUSTA 1516

Maniglione BU3468
RAIN 600
Acciaio Inox

Maniglione BU344
SOCRATE
Cromo Satinato




PLANA
IL PORTONCINO ESSENZIALE



MAO 1417

MAO 1517




RAL 7035 / 5007 / 5009
Inseri: Inox Bond 52 STIB52

MAO 1517

Maniglione BU890024
NOA
Cromo Satinato



Maniglione BU3648
TRENDY
Acciaio Inox AISI 316L



RAL 9010
Inseri: Anodizzato Nero OXNE

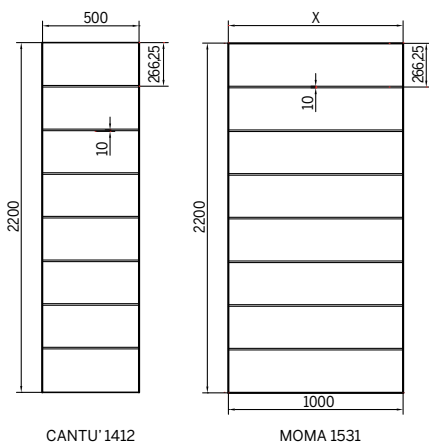
MAO 1517

RAL 9010 / STAROX Silver 51 STSI51
Inseri: Inox Bond 52 STIB52

MAO 1517


RAL 9010 / VELVET Grigio Fumo VEGFNR / Acciaio VEACNR
Inseri: Inox Bond 52 STIB52

MAO 1517



CANTU' 1412

MOMA 1531




STAROX Rosso Passion 51 STRP51/ VELVET Granata VEGNR
Inseri: Inox Bond 52 STIB52

MOMA 1531

Maniglione BU890014
ELLE
Cromo Satinato




Maniglione BU3438
RAIN 320
Acciaio Inox




UBERALL Wengè UBWE11
Inseri: Inox Bond 52 STIB52

MOMA 1531



RAL 1013
Inseri: Inox Bond 52 STIB52

MOMA 1531



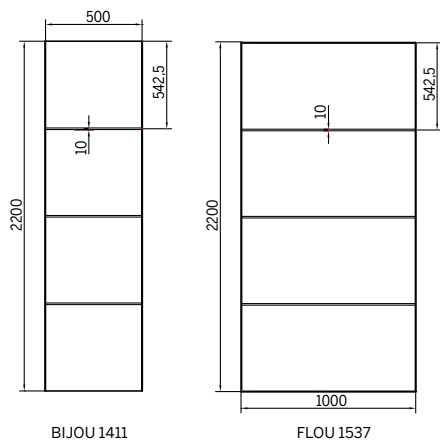
BRASED Ruggine BDGG11
Inseri: Inox Bond 52 STIB52

MOMA 1531




INTERNO 21





BIJOU 1411

FLOU 1537




VELVET Cerrano VECRNR
Inserti: Inox Bond 52 STIB52

FLOU 1537

Maniglione BU890044
WAVE
Cromo Satinato



Maniglione BU3598
TWINS
Acciaio Inox AISI 316L




UBERALL Renolit 21 UBRN21
Inserti: Inox Bond 52 STIB52

FLOU 1537



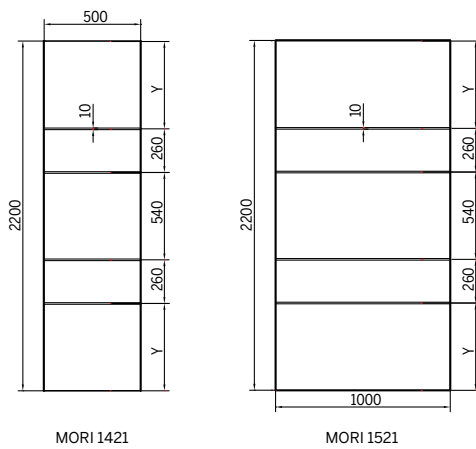
BRASED Iron BDRN11 / Grigio Tungsteno BDTG11
Inserti: Anodizzato Nero OXNE

FLOU 1537




VELVET Artic VEATNR / Grigio Fumo VEGFNR
Inserti: Inox Bond 52 STIB52

FLOU 1537



MORI 1421

MORI 1521



POLYCROM Marrone Polvere M7002
Inserti: Inox Bond 52 STIB52

MORI 1521

Maniglione BU3738
LUXURY
Acciaio Inox AISI 316L




Maniglione BU3748
MOHICANO
Acciaio Inox AISI 316L




RAL 1013 / BRASED Iron BDRN11
Inserti: Inox Bond 52 STIB52

MORI 1521



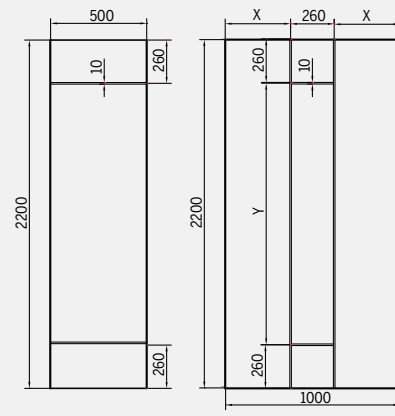
POLYCROM Grigio Polvere M7000
STAROX Night 51 STNH51
Inserti: Inox Bond 52 STIB52

MORI 1522



UBERALL Noce 41 UBNC41
Inserti: Inox Bond 52 STIB52

MORI 1521




GETTY 1415

ALBO 1524




UBERALL Douglas 31 UBDU31 / STAROX Silver STSI51
Inseri: Inox Bond 52 STIB52

ALBO 1524




VELVET AcciaioVEACNR / UBERALL Castagno 41 UB41
VELVET Cerrano VECRNR
Inseri: Inox Bond 52 STIB52

ALBO 1524



UBERALL HD Rovere 25USRV25 / BRASED Amaranto BDAN11
Inseri: Inox Bond 52 STIB52

ALBO 1524



VELVET Artic VEATNR / STAROX Grigio Fly 51 STGF51
VELVET Neromat VENMNR
Inseri: Inox Bond 52 STIB52

ALBO 1524

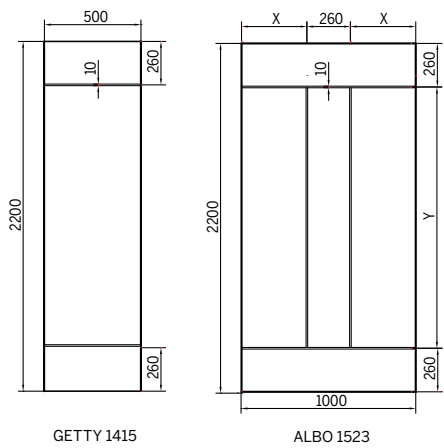


Maniglione BU3529
WARM 250
Starox



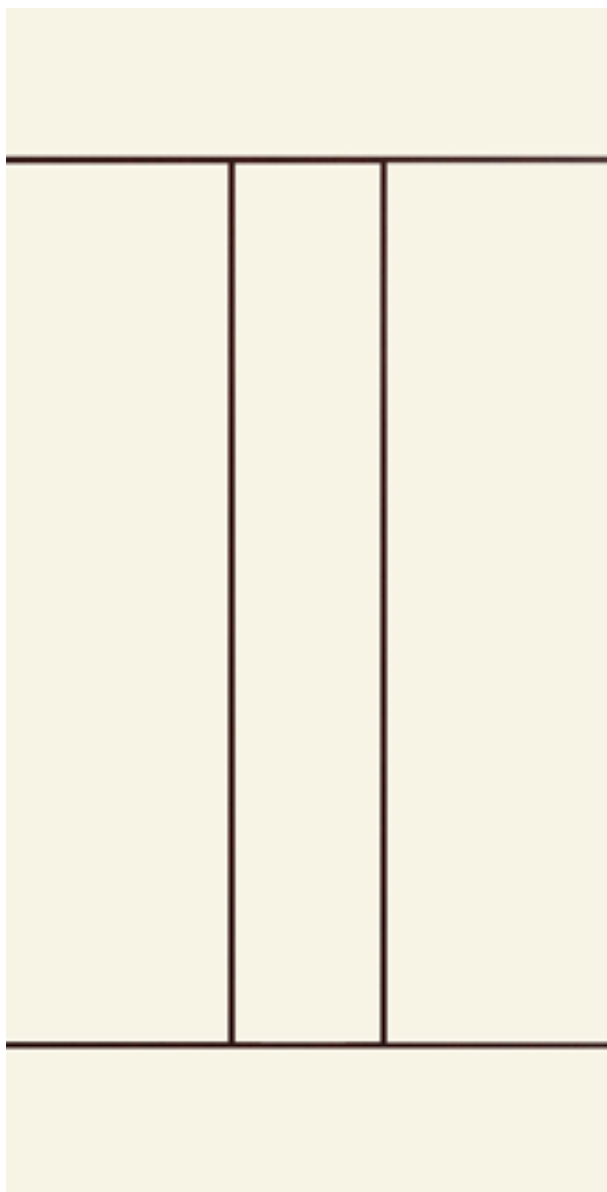
Maniglione BU3639
SNOW 300
Starox





GETTY 1415

ALBO 1523



RAL 9010
Inserti: Noce 43 UBNC43


ALBO 1523

Maniglione BU3588
PUNTATORE
Acciaio Inox AISI 316L

Maniglione BU890034
QUADROZEN
Cromo Satinato




PLANA
IL PORTONCINO ESSENZIALE




VELVET Granata VEGNR
Inserti: Inox Bond 52 STIB52

ALBO 1523



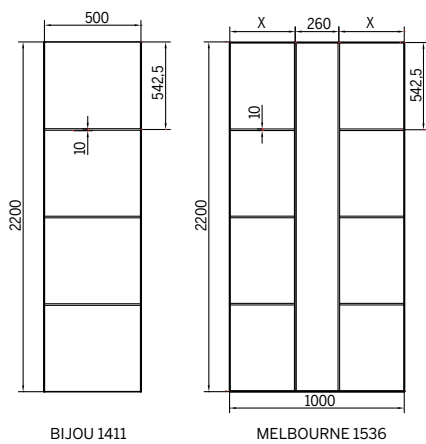
RAL 1013
Inserti: Inox Bond 52 STIB52

ALBO 1523




UBERALL Renolit 21 UBRN21
Inserti: Inox Bond 52 STIB52t

ALBO 1523



BIJOU 1411

MELBOURNE 1536




POLYCROM Grigio Polvere M 7100 / BRASED Iron BDRN11
Inserti: Iron BDRN11

MELBOURNE 1536

Pomolo BU5029
POMOLO FISSO
Cromo Satinato




Maniglione BU3605
FASHION
Acciaio Inox AISI 316L




BRASED Specchio BDSH11 / Grigio Ardesia BDGR11
Inserti: Inox Bond 52 STIB52

MELBOURNE 1536



UBERALL HD Rovere 25 USRV25
BRASED Amaranto BDAM11 / Inserti: Inox Bond 52 STIB52

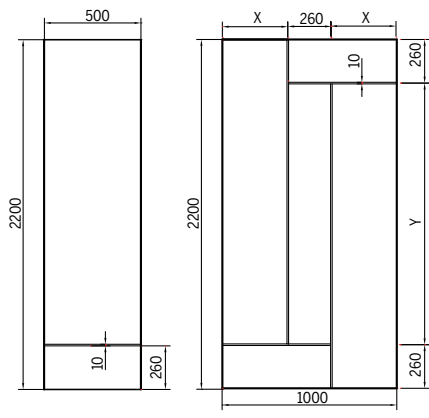
MELBOURNE 1536



RAL 1013 / UBERALL Renolit 11 UBRN11
Inserti: Inox Bond 52 STIB52

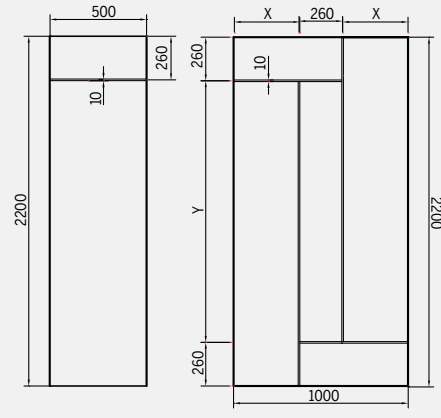
MELBOURNE 1536





PITTI 1414

PITTI DX 1525



PITTI 1413

PITTI SX 1527




BRASED Grigio Tungsteno BDTG11 / Iron BDRN11
Inserti: Iron BDRN11

PITTI DX 1525

Maniglione BU890034
QUADROZEN
Cromo Satinato



Maniglione BU890024
NOA
Cromo Satinato



BRASED Grigio Tungsteno BDTG11 / Iron BDRN11
Inserti: Iron BDRN11

PITTI SX 1527



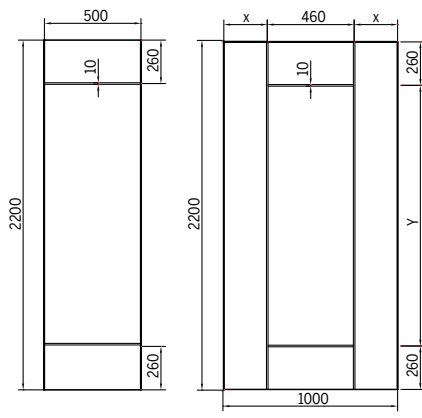
UBERALL Wengè 11 UBWE11/ STAROX Silver 51 STSI51
Inserti: Inox Bond 52 STIB52

PITTI DX 1525



UBERALL Ciliegio 42 UBCI42
UBERALL Castagno 41 UBBS41 / RAL 1013
Inserti: Inox Bond 52 STIB52

PITTI DX 1525



GETTY 1415

GETTY 1522



VELVET Acciaio VEACNR / VELVET Grigio Fumo VEGFNR
Inserti: Inox Bond 52 STIB52

GETTY 1522


Maniglione BU890044
WAVE
Cromo Satinato



Maniglione BU3468
RAIN 600
Acciaio Inox




PLANA
IL PORTONCINO ESSENZIALE



BRASED Grigio Ardesia BDGR11
Inserti: Inox Bond 52 STIB52

GETTY 1522



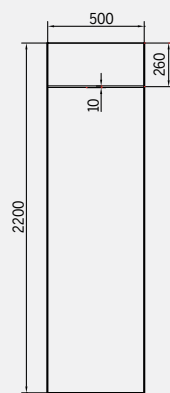
RAL 9010
Inserti: Noce 43 UBNC43

GETTY 1522

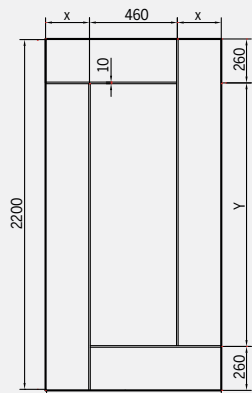


VELVET Granata VEGNR
STAROX Rosso Passion 51 STRP51
Inserti: Inox Bond 52 STIB52

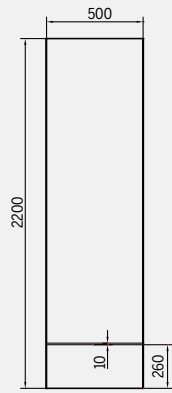
GETTY 1522



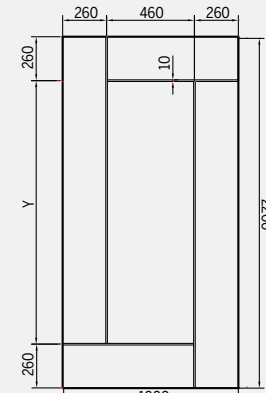
PITT1 1413




SCOTLAND SX 1528



PITT1 1414




SCOTLAND DX 1526




POLYCROM Ferro Micaceo FEMIC
Inserti: Inox Bond 52 STIB52 Alluminio

SCOTLAND SX 1528



RAL 1013 / POLYCROM Marrone Corten CORMAR
Inserti: Inox Bond 52 STIB52

SCOTLAND DX 1526



BRASED Ruggine BDGG11 / Specchio BDSH11
Inserti: Inox Bond 52 STIB52

SCOTLAND SX 1528



UBERALL Renolit 21 UBRN21/ Renolit 11 UBRN11
Inserti: Inox Bond 52 STIB52

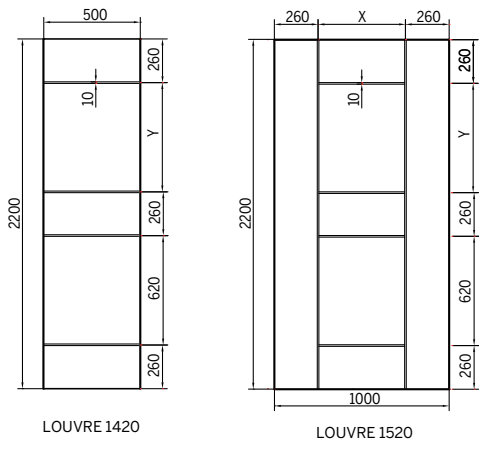
SCOTLAND SX 1528

Maniglione BU3388
COOL 800
Acciaio

Maniglione BU3738
LUXURY
Acciaio Inox
AISI 316L




PLANA
IL PORTONCINO ESSENZIALE



LOUVRE 1420

LOUVRE 1520



VELVET Cerrano VECRNR
Inseri: Inox Bond 52 STIB52

LOUVRE 1520

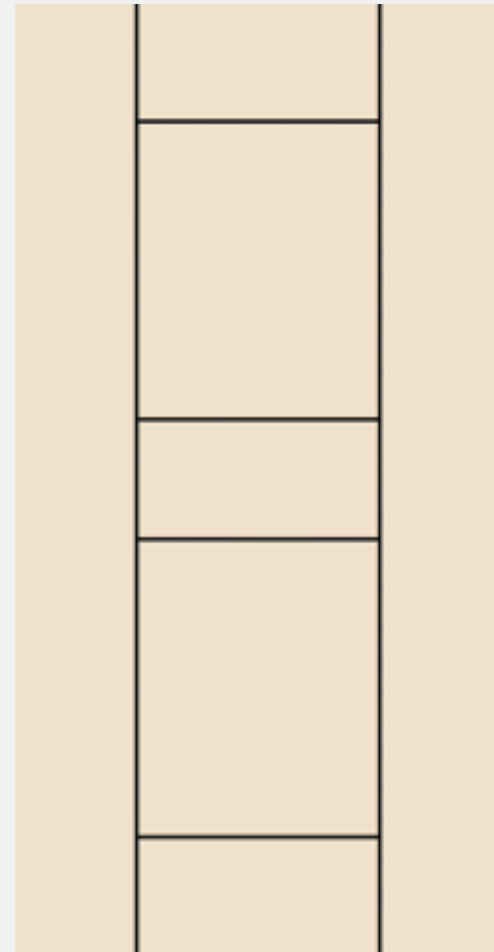
Maniglione BU890034
QUADROZEN
Cromo Satinato



Pomolo BU5029
POMOLO FISSO
Cromo Satinato




PLANA
IL PORTONCINO ESSENZIALE




RAL 1013
Inseri: Anodizzato Nero OXNE

LOUVRE 1520



POLYCROM Verde Polvere M7100
Inseri: Inox Bond 52 STIB52

LOUVRE 1520




BRASED Iron BDRN11 / Grigio Tungsteno BDTG11
Inseri: Inox Bond 52 STIB52

LOUVRE 1520



HOLON SX1538



pag. 22



pag. 22



pag. 23




pag. 23

VITRA 1540




pag. 24

LINO 1535




pag. 32



pag. 32



pag. 33



pag. 33


ERMITAGE 1519



pag. 36



pag. 24




pag. 25




pag. 25


CANTÙ SX1529




pag. 26



pag. 27



pag. 36



pag. 37



pag. 37


ALBERT 1518



pag. 38



pag. 38




pag. 27



pag. 27

DALMINE 1532




pag. 28




pag. 28



pag. 29




pag. 39




pag. 39

AGUSTA 1516



pag. 40



pag. 41




pag. 41




pag. 29


BIJOU SX1533



pag. 30




pag. 30



pag. 31



pag. 31



pag. 41


MAO 1517




pag. 42



pag. 42




pag. 43




pag. 43


MOMA 1531




pag. 44



pag. 44




pag. 45




pag. 45

FLOU 1537



pag. 48


MELBOURNE 1536



pag. 56



pag. 56



pag. 57




pag. 57


PITTI DX 1525




pag. 60



pag. 48




pag. 49




pag. 49

MORI 1521



pag. 50



pag. 50

PITTI SX 1527



pag. 60



pag. 61



pag. 61


GETTY 1522




pag. 62



pag. 62



pag. 51



pag. 51


ALBO 1524



pag. 52



pag. 53



pag. 53




pag. 63



pag. 63

SCOTLAND SX 1528



pag. 64

SCOTLAND DX 1526



pag. 65

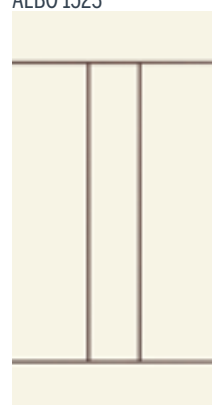


pag. 65



pag. 53


ALBO 1523



pag. 54



pag. 54



pag. 55



pag. 55

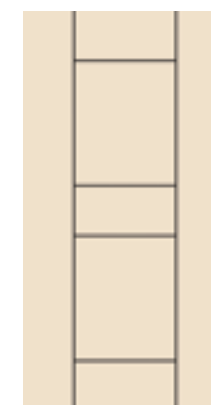


pag. 65

LOUVRE 1520



pag. 66



pag. 66



pag. 67



pag. 67

Colori STANDARD

verniciato, tinta legno, ossidati

Verniciato:

Lucidi RAL 9010
RAL 1013
RAL 9006

Opachi K 9010
K 1013
K 6005
K 8017

M 7000 Grigio Polvere
M 7100 Verde Polvere
M 7200 Marrone Polvere
FEMIC Ferro Micaceo
CORMAR Marrone Corten

Tinta legno:

UBNC41 Noce 41
UBNC43 Noce 43
UBCS41 Castagno 41
UBRN21 Renolit 21
UBRN11 Renolit 11
UBDU31 Douglas 31
UBWE11 Wengè 11
UBCI42 Ciliegio 42
USRV25 Rovere 25
HDPL35 Platano 35

Ossidati:

OXAR Anodizzato Argento
OXNE Anodizzato Nero
OXVUNC Anodizzato Argento VUNC

Colori SPECIALI

starox, brased, velvet

Starox:

STSI51 Silver 51
STIB52 Inox Bond 52
STGF51 Grigio Fly 51
STNH51 Night 51
STRP51 Rosso Passion 51

Brased Ultra:

BDSH11 Specchio
BDRN11 Iron
BDTG11 Grigio Tungsteno
BDGR11 Grigio Ardesia
BDGG11 Ruggine
BDAM11 Amaranato

Velvet Fine:

VEATNR Artic
VEACNR Acciaio
VEGFNR Grigio Fumo
VENMNR Neromat
VECRNR Cerrano
VEGRNR Granata

Colori per inserti in alluminio

Inserto mm. 10:

RAL 9010
K 9010
UBNC43 Noce 43
UBCI42 Ciliegio 42
OXNE Anodizzato Nero
STIB52 Inox Bond 52
BDRN11 Iron
BDTG11 Grigio Tungsteno

Inserto mm. 2:

RAL 9010
K 9010
OXNE Anodizzato Nero
STIB52 Inox Bond 52
BDRN11 Iron
BDTG11 Grigio Tungsteno

 **Ponzio**
Aluminium design since 1941

IN ESCLUSIVA **PLANA**
IL PORTONCINO ESSENZIALE



Ponzio
Aluminium design since 1941

PROGRAMMA FINITURE STANDARD | Surface finishings program


IN ESCLUSIVA
PLANA
IL PORTONCINO ESSENZIALE

PROGRAMMA FINITURE SPECIALI | Exclusive surface finishings program


IN ESCLUSIVA
PLANA
IL PORTONCINO ESSENZIALE



Ral K 6005



Anodizzato Nero OXNE




Noce 41 UBNC41




Rovere 25 USRV25



Silver 51 STSI51



Grigio Fumo VEGFNR



Specchio BDSH11



Verniciati lucidi e opachi
Painted glossy and Matt



Ossidati e Verniciati con effetti speciali
Oxidized and varnished with special effects



Effetto legno
Wood effect



Effetto legno garantito
Guaranteed wood effect



Anodizzato Colorato
Coloured anodized finish



Anodizzato Vellutato
Silky Anodized



Anodizzato Graffiato
Scratched anodized



Ral 9010



Anodizzato Argento Vunc OXVUNC



Noce 43 UBNC43




Platano 35 HDPL35




Inox Bond 52 STIB52



Artic VEATNR



Iron BDRN11




Ral 1013




Argento Spazzolato OXAR




Wengè UBWE11



Grigio Fly 51 STGF51




Acciaio VEACNR



Grigio Tungsteno BDTG11



Ral 9006



Grigio Polvere M7000



Castagno 41 UBNS41



Night 51 STNH51



Granata VEGRNR



Amaranto BDAM11



Ral K 9010




Verde Polvere M7100




Renolit 11 UBRN11




Rosso Passion 51 STRP51



Cerrano VECRNR



Ruggine BDGG11



Ral K 1013



Marrone Polvere M7200



Renolit 21 UBRN21



Neromat VENMNR



Grigio Ardesia BDGR11



Ral K 8017



Ferro Micaceo FEMIC



Ciliegio 42 UBNC42



Marrone Corten CORMAR



Douglas 31 UBNU31

INSERTI | inserts

10 mm.



Ral 9010



K 9010



Noce 43 UBNC43



Ciliegio 42 UBNC42



Anodizzato Nero OXNE



Inox Bond 52 STIB52



Iron BDRN11




Grigio Tungsteno BDTG11

2 mm.



Ral 9010




K 9010



Anodizzato Nero OXNE



Inox Bond 52 STIB52



Iron BDRN11



Grigio Tungsteno BDTG11



PLANA
IL PORTONCINO ESSENZIALE